



RESIDENTIAL PV/ESS PLANT

SYSTEM SOLUTIONS

SUNGROW 
Clean power for all

ABOUT SUNGROW

Sungrow Power Supply Co., Ltd. ("Sungrow") is the world's most bankable inverter brand with over 269 GW installed worldwide as of June 2022. Founded in 1997 by University Professor Cao Renxian, Sungrow is a leader in the research and development of solar inverters with the largest dedicated R&D team in the industry and a broad product portfolio offering PV inverter solutions and energy storage systems for utility-scale, commercial & industrial, and residential applications, as well as internationally recognized floating PV plant solutions, NEV driving solutions, EV charging solutions and renewable hydrogen production systems. With a strong 25-year track record in the PV space, Sungrow products power over 150 countries worldwide.

As a leader in innovation in the solar industry, Sungrow possesses a dynamic technical R&D team which consists of over 3100 employees. The Company has also invested in its own in-house testing center approved by SGS, CSA, and TÜV Rheinland. Sungrow has the world's largest inverter factory, with a global annual production capacity of 145 GW, including 25 GW outside China.

Offering a wide range of solutions and services, Sungrow is committed to providing clean power for all and is steadfast in its efforts to become the global leader in clean power conversion technology. Learn more about Sungrow by visiting www.sungrowpower.com.

The World's Most Bankable Inverter Brand

No.1 bankable for 3 consecutive years

No.1 supplier in financed projects

Source: BloombergNEF

25

Years in the
Solar Industry

4400⁺

Patent
applications

150⁺

Countries with Sungrow
Installations

NO.1

2021 Inverter Shipments

Source: IHS Markit now a
part of S&P Global estimates





269GW⁺

Deployed
Worldwide

3GWh

2021 Energy storage
system shipment

145GW/Year

Global Production
Capacity

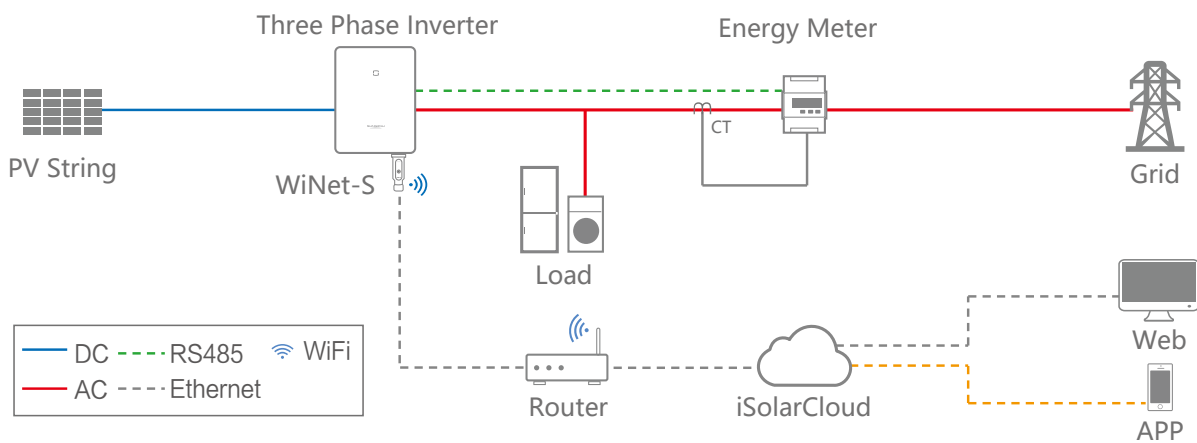
20GWh

Annual Capacity of ESS &
Energy Storage Battery Pack



Residential PV Plant System Solution

Solar System for Your Home



Recommend Products

Single Phase

Single Phase

Single Phase

Three Phase



SG2K/2K5/3K-S
SG3K/5K/8K-D
Premium



SG2.0RS-S



SG3.0/5.0RS
SG5.0/8.0/10RS-ADA



SG5.0/7.0/
8.0/10RT



WiNet-S



iSolarCloud



Single-phase
meter

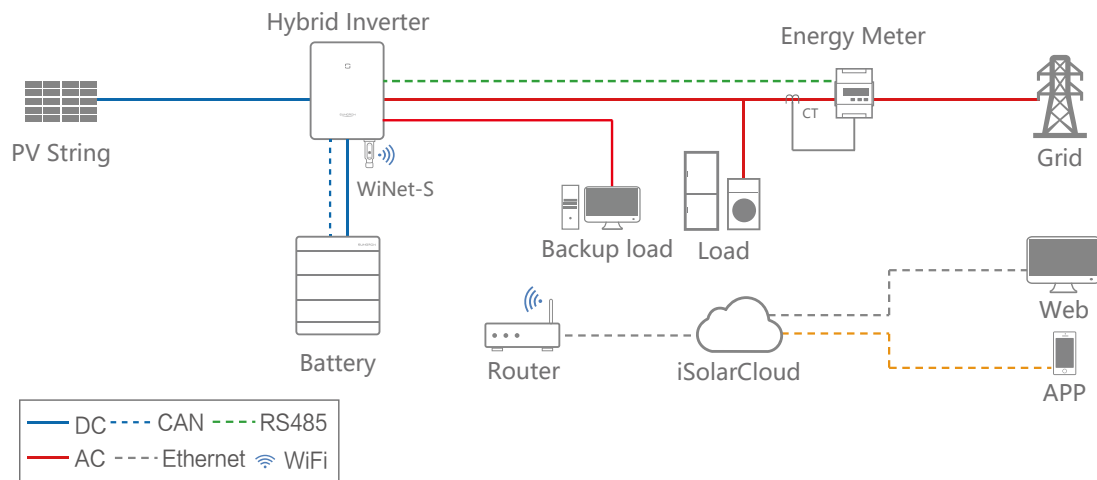


Three-phase
meter



Residential Energy Storage System Solution

Solar Batteries for Your Home



Recommend Products

Single Phase

Single Phase

Three Phase



SH5K-30



SH5.0/6.0RS



SH5.0/10RT



SBR096 - 256



WiNet-S



iSolarCloud



Single-phase meter

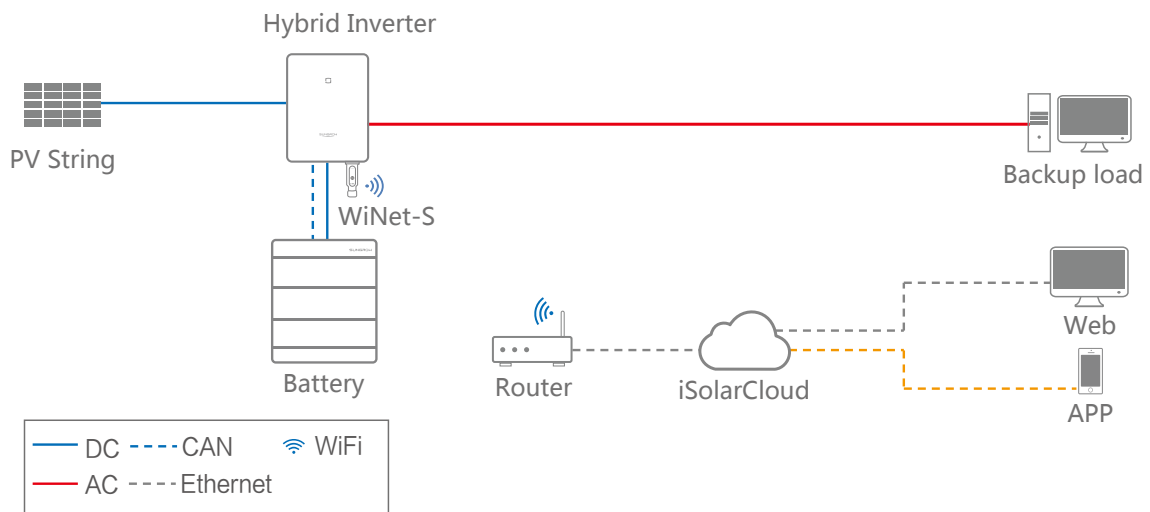


Three-phase meter



Residential Energy Storage System Solution

Off-grid solution



Recommend Products

Single Phase



SH5K-30

Single Phase



SH5.0/6.0RS

Three Phase



SH5.0/10RT



SBR096-256



WiNet-S

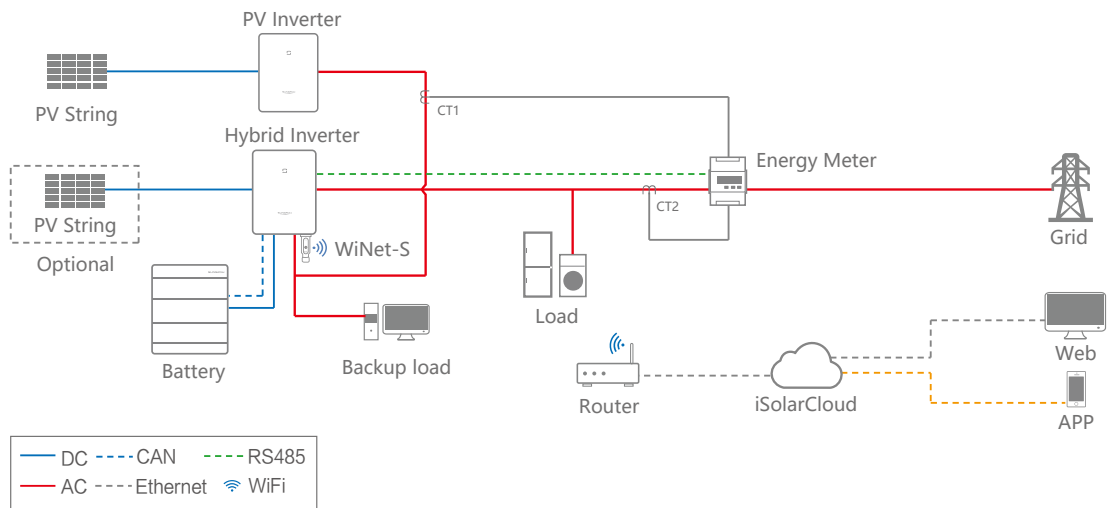


iSolarCloud



Residential Energy Storage System Solution

Retrofitting Solution



Recommend Products

Single Phase



SH5K-30

Single Phase



SH5.0/6.0RS

Three Phase



SH5.0/10RT



SBR096-256



WiNet-S



iSolarCloud



Three-phase meter

SG2K-S/SG2K5-S/SG3K-S

Residential Single Phase Inverter **Premium**

AU



HIGH YIELD

- Higher yield with Max. efficiency 98.2 %, European efficiency 97.7 %
- 12.5 A MPPT current, and compatible with bifacial modules
- Flexible PV string configurations, DC/AC ratio up to 1.4

SMART MANAGEMENT

- 24H real-time loads monitoring
- Easy local and online monitoring via App or Web

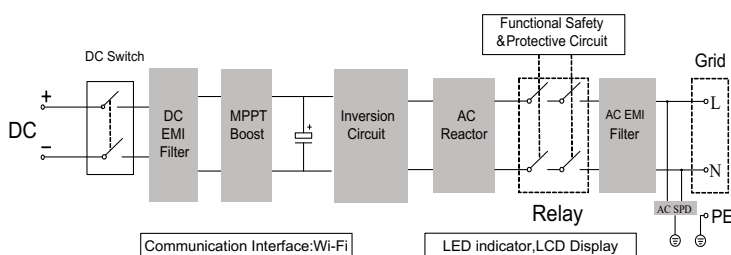
SAFE AND RELIABLE

- Quick Arc Fault Circuit Interrupter
- Built-in Type II DC&AC Surge Protection Device
- Built-in Certified PV Isolator

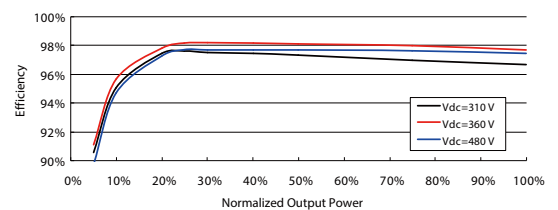
EASY AND USER FRIENDLY

- 8.5 kg compact design, plug and play installation
- Fast commissioning via LCD

CIRCUIT DIAGRAM



EFFICIENCY CURVE



Type designation	SG2K-S	SG2K5-S	SG3K-S
Input (DC)			
Recommended max. PV input power	2680 W	3350 W	4000 W
Max. PV input voltage		600 V	
Min. PV input voltage / Startup voltage		90 V / 120 V	
Nominal input voltage		360 V	
MPP voltage range		90 V – 560 V	
MPP voltage range for nominal power	210 V – 480 V	260 V – 480 V	310 V – 480 V
No. of MPPTs		1	
Max. number of PV strings per MPPT		1	
Max. PV input current		12.5 A	
Max. PV short-circuit current		20 A	
Output Side Data			
AC output power	2000 VA	2500 VA	3000 VA
Rated AC output apparent power	2000 VA	2500 VA	3000 VA
Max. AC output current	9.1 A	11.3 A	13.7 A
Nominal AC voltage		230 Vac	
AC voltage range		180 Vac – 276 Vac	
Nominal grid frequency		50 Hz / 60 Hz	
Grid frequency range		45 Hz – 55 Hz / 55 Hz – 65 Hz	
Total harmonic distortion (THD)		< 3 % (of nominal power)	
Power factor		> 0.99 / 0.8 leading – 0.8 lagging	
Feed-in phases / Connection phases		1 / 1	
Efficiency			
Max. efficiency	98.2 %	98.2 %	98.2 %
European efficiency	97.2 %	97.5 %	97.7 %
Protection			
PV reverse connection protection		Yes	
AC short circuit protection		Yes	
Leakage current protection		Yes	
Grid monitoring		Yes	
PV string current monitoring		Yes	
DC switch		Yes	
AFCI		Yes	
Overvoltage protection		DC Type II / AC Type II	
General Data			
Dimensions (W*H*D)		300*370*125 mm	
Weight		8.5 kg	
Isolation method		Transformerless	
Ingress protection rating		IP65	
Power loss in night mode		< 3W	
Operating ambient temperature		-25 °C to 60 °C (>45 °C derating)	
Allowable relative humidity		0 – 100 %	
Cooling method		Natural cooling	
Max. operating altitude		4000 m (> 2000 m derating)	
Display / Communication		LCD / WLAN	
PV connection type		MC4 (max. 6 mm ²)	
AC connection type		Plug and play connector (max. 6 mm ²)	
Certification	IEC62109-1, IEC62109-2, IEC62116, IEC61727, EN 61000-6-2, EN 61000-6-3, AS/NZS 4777.2:2020		
Country of manufacture	China		

SG3K-D/SG5K-D

Premium

Residential Single Phase Inverter

AU



HIGH YIELD

- Higher yield with Max. efficiency 98.4 %, European efficiency 98.0 %
- 12.5 A MPPT current, and compatible with bifacial modules
- Flexible PV string configurations, DC/AC ratio up to 1.4

SMART MANAGEMENT

- 24H real-time loads monitoring
- Easy local and online monitoring via App or Web

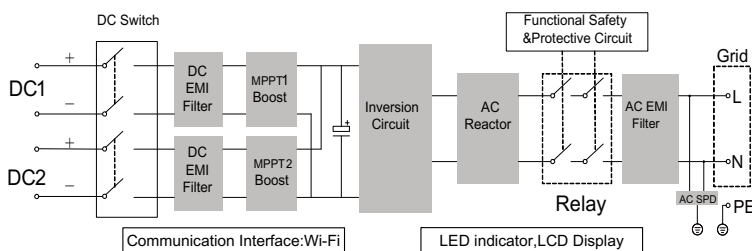
SAFE AND RELIABLE

- Quick Arc Fault Circuit Interrupter
- Built-in Type II DC&AC Surge Protection Device
- Built-in Certified PV Isolator

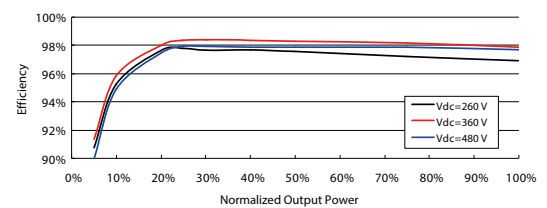
EASY AND USER FRIENDLY

- 11.5 kg compact design, plug and play installation
- Fast commissioning via App

CIRCUIT DIAGRAM



EFFICIENCY CURVE (SG5K-D)



Type designation	SG3K-D	SG5K-D
Input (DC)		
Recommended max. PV input power	4000 W	6700 W
Max. PV input voltage	600 V	
Min. PV input voltage / Startup voltage	90 V / 120 V	
Nominal input voltage	360 V	
MPP voltage range	90 V – 560 V	
MPP voltage range for nominal power	160 V – 480 V	260 V – 480 V
No. of MPPTs	2	
Max. number of PV strings per MPPT	1	
Max. PV input current	25 A (12.5 A / 12.5 A)	
Max. PV short-circuit current	40 A (20 A / 20 A)	
Output Side Data		
AC output power	3000 VA	4999 VA
Rated AC output apparent power	3000 VA	4999 VA
Max. AC output current	13.7 A	21.7 A
Nominal AC voltage	230 Vac	
AC voltage range	180 Vac – 276 Vac	
Nominal grid frequency	50 Hz / 60 Hz	
Grid frequency range	45 Hz – 55 Hz / 55 Hz – 65 Hz	
Total harmonic distortion (THD)	< 3 % (of nominal power)	
Power factor	> 0.99 / 0.8 leading – 0.8 lagging	
Feed-in phases / Connection phases	1 / 1	
Efficiency		
Max. efficiency	98.4 %	
European efficiency	97.7 %	98.0 %
Protection		
PV reverse connection protection	Yes	
AC short circuit protection	Yes	
Leakage current protection	Yes	
Grid monitoring	Yes	
PV string current monitoring	Yes	
DC switch	Yes	
AFCI	Yes	
Overvoltage protection	DC Type II / AC Type II	
General Data		
Dimensions (W*H*D)	360*390*133 mm	
Weight	11.5 kg	
Isolation method	Transformerless	
Ingress protection rating	IP65	
Power loss in night mode	< 3 W	
Operating ambient temperature	-25 °C to 60 °C (>45 °C derating)	
Allowable relative humidity	0 – 100 %	
Cooling method	Natural cooling	
Max. operating altitude	4000 m (> 2000 m derating)	
Display / Communication	LCD / WLAN	
PV connection type	MC4 (max. 6 mm ²)	
AC connection type	Plug and play connector (max. 6 mm ²)	
Certification	IEC62109-1, IEC62109-2, IEC62116, IEC61727, EN 61000-6-2, EN 61000-6-3, AS/NZS 4777.2:2020	
Country of manufacture	China	



SG8K-D Premium

Residential Single Phase Inverter

AU



HIGH YIELD

- Higher yield with Max. efficiency 98.5 %, European efficiency 98.0 %
- 12.5 A MPPT current, and compatible with bifacial modules
- Flexible PV string configurations, DC/AC ratio up to 1.4

SMART MANAGEMENT

- 24H real-time loads monitoring
- Easy local and online monitoring via App or Web

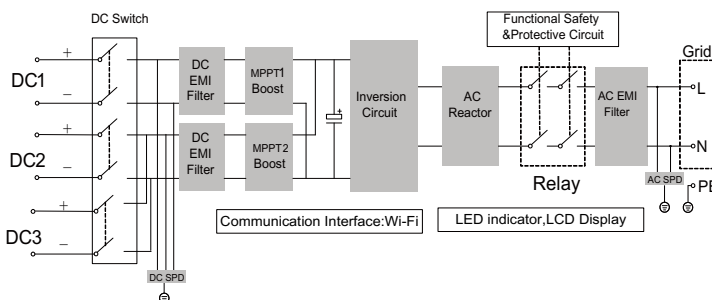
SAFE AND RELIABLE

- Quick Arc Fault Circuit Interrupter
- Built-in Type II DC&AC Surge Protection Device
- Built-in Certified PV Isolator

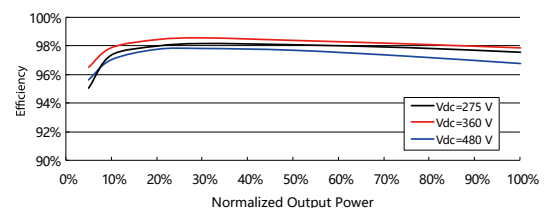
EASY AND USER FRIENDLY

- 15.5 kg compact design, plug and play installation
- Fast commissioning via App

CIRCUIT DIAGRAM



EFFICIENCY CURVE



Type designation	SG8K-D
Input (DC)	
Recommended max. PV input power	10700 W
Max. PV input voltage	600 V
Min. PV input voltage / Startup voltage	90 V / 120 V
Nominal input voltage	360 V
MPP voltage range	90 V – 540 V
MPP voltage range for nominal power	275 V – 480 V
No. of MPPTs	2
Max. number of PV strings per MPPT	1 / 2
Max. PV input current	12.5 A / 25 A
Max. PV short-circuit current	16 A / 32 A
Output Side Data	
AC output power	8000 VA
Rated AC output apparent power	8000 VA
Max. AC output current	34.8 A
Nominal AC voltage	230 Vac
AC voltage range	180 Vac – 276 Vac
Nominal grid frequency	50 Hz / 60 Hz
Grid frequency range	45 Hz – 55 Hz / 55 Hz – 65 Hz
Total harmonic distortion (THD)	< 3 % (of nominal power)
Power factor	> 0.99 / 0.8 leading – 0.8 lagging
Feed-in phases / Connection phases	1 / 1
Efficiency	
Max. efficiency	98.5 %
Max. European efficiency	98.0 %
Protection	
PV reverse connection protection	Yes
AC short circuit protection	Yes
Leakage current protection	Yes
Grid monitoring	Yes
PV string current monitoring	Yes
DC switch	Yes
AFCI	Yes
Overvoltage protection	DC Type II/AC Type II
General Data	
Dimensions (W*H*D)	360*390*148 mm
Weight	15.5 kg
Isolation method	Transformerless
Ingress protection rating	IP65
Power loss in night mode	< 3 W
Operating ambient temperature	-25 °C to 60 °C (>45 °C derating)
Allowable relative humidity	0 – 100 %
Cooling method	Natural cooling
Max. operating altitude	4000 m (> 2000 m derating)
Display / Communication	LCD / WLAN
PV connection type	MC4 (max. 6 mm ²)
AC connection type	Plug and play connector (max. 6 mm ²)
Certification	IEC62109-1, IEC62109-2, EN 61000-6-2, EN 61000-6-3, AS/NZS 4777.2:2020
Country of manufacture	China



SG2.0RS-S

Single-MPPT String Inverter for 600 Vdc System

NEW



HIGH YIELD

- Compatible with high power PV modules and bifacial modules
- Lower startup & wider MPPT voltage range
- Built-in smart PID recovery function

SAFE AND RELIABLE

- Integrated arc fault circuit interrupter
- Built-in Type II DC&AC SPD
- Corrosion protection rating at C5

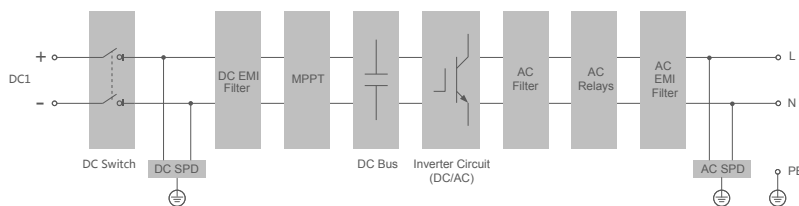
USER FRIENDLY SETUP

- Plug and play installation *
- One-click access to iSolarCloud monitoring platform
- Light and compact with optimized heat dissipation design

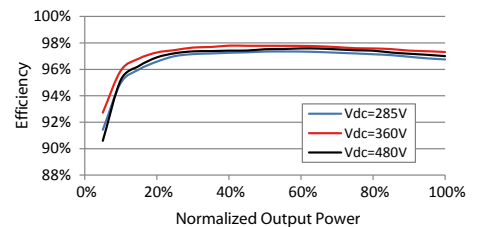
SMART MANAGEMENT

- Real time data (10 seconds refresh sample)
- 24/7 live monitoring both online and with integrated display
- Online IV curve scan and diagnosis

CIRCUIT DIAGRAM



EFFICIENCY CURVE



Type designation	SG2.0RS-S
Input (DC)	
Recommended max. PV input power	3 kWp
Max. PV input voltage	600 V
Min. PV input voltage / Startup input voltage	40 V / 50 V
Rated PV input voltage	360 V
MPP voltage range	40 – 560 V
No. of independent MPP inputs	1
No. of PV strings per MPPT	1
Max. PV input current	16 A
Max. DC short-circuit current	20 A
Max. current for DC connector	30A
Output (AC)	
Rated AC output power	2000 W
Max. AC output apparent power	2000 VA
Rated AC output apparent power	2000 VA
Max. AC output current	9.1 A
Rated AC output current (at 230V)	8.7 A
Rated AC voltage	220 / 230 / 240 V
AC voltage range	154 – 276 V
Rated grid frequency	50 Hz / 60 Hz
Grid frequency range	45 – 55 Hz / 55 – 65 Hz
Harmonic (THD)	< 3 % (at rated power)
Power factor at Rated power / Adjustable power factor	> 0.99 / 0.8 leading - 0.8 lagging
Feed-in phases / Connection phases	1 / 1
Efficiency	
Max. efficiency / European efficiency	97.8 % / 96.9 %
Protection	
Grid monitoring	Yes
DC reverse polarity protection	Yes
AC short-circuit protection	Yes
Leakage current protection	Yes
Surge Protection	DC type II / AC type II
Ground fault monitoring	Yes
DC switch	Yes
PV string current monitoring	Yes
Arc fault circuit interrupter (AFCI)	Yes
PID recovery function	Yes
General Data	
Dimensions (W*H*D)	320 * 225*120 mm
Weight	6 kg
Mounting method	Wall-mounting bracket
Topology	Transformerless
Degree of protection	IP65
Corrosion	C5
Operating ambient temperature range	-25 to 60 °C
Allowable relative humidity range (non-condensing)	0 – 100 %
Cooling method	Natural cooling
Max. operating altitude	4000 m
Display	LED digital display & LED indicator
Communication	Ethernet / WLAN / RS485 / DI (Ripple control & DRM)
DC connection type	MC4 (Max. 6 mm ²)
AC connection type	Plug and play connector (Max. 6 mm ²) *
Grid compliance	IEC / EN62109-1/2, IEC / EN62116, IEC / EN61727, IEC / EN61000-6-2/3, EN50549-1, AS/NZS 4777.2:2020, ABNT NBR 16149, ABNT NBR 16150, UNE 217002:2020, NTS V2 TypeA, CEI 0-21:2020, VDE0126-1-1/A1(VFR-2019), UTE C15-712, C10/11, G98/G99
Grid Support	Active & reactive power control and power ramp rate control
Country of manufacture	China

* Country code needs to be set before grid connection



SG3.0/5.0RS

Double-MPPT String Inverter for 600 Vdc System

NEW



HIGH YIELD

- Compatible with high power PV modules and bifacial modules
- Lower startup & wider MPPT voltage range
- Built-in smart PID recovery function

SAFE AND RELIABLE

- Integrated arc fault circuit interrupter
- Built-in Type II DC&AC SPD
- Corrosion protection rating at C5

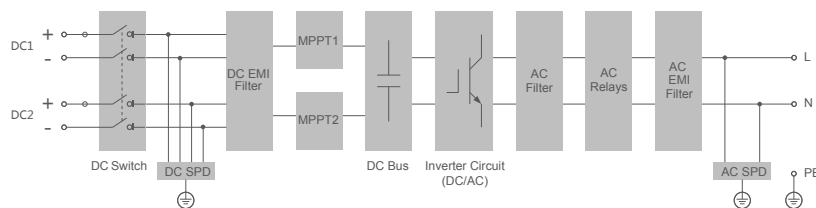
USER FRIENDLY SETUP

- Plug and play installation*
- One-click access to iSolarCloud monitoring platform
- Light and compact with optimized heat dissipation design

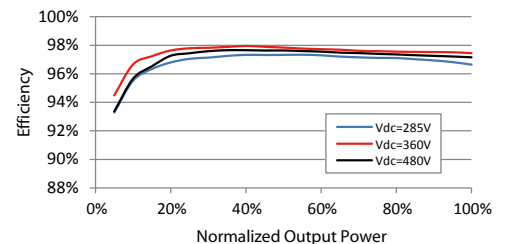
SMART MANAGEMENT

- Real time data (10 seconds refresh sample)
- 24/7 live monitoring both online and with integrated display
- Online IV curve scan and diagnosis

CIRCUIT DIAGRAM



EFFICIENCY CURVE



Type designation	SG3.0RS	SG5.0RS
Input (DC)		
Recommended max. PV input power	4.5 kWp	7.5 kWp
Max. PV input voltage	600 V	
Min. operating PV voltage / Start-up input voltage	40 V / 50 V	
Rated PV input voltage	360 V	
MPP voltage range	40 – 560 V	
No. of independent MPP inputs	2	
Default No. of PV strings per MPPT	1	
Max. PV input current	32 A (16 A / 16 A)	
Max. DC short-circuit current	40 A (20 A / 20 A)	
Output (AC)		
Rated AC output power	3000 W	4999 W
Max. AC Output power	3000 VA	4999 VA
Rated AC output apparent power	3000 VA	4999 VA
Rated AC output current (at 230V)	13.1 A	21.7 A
Max. AC output current	13.7 A	21.7 A
Rated AC voltage	220 / 230 / 240V	
AC voltage range	154 – 276 V	
Rated grid frequency / Grid frequency range	50 Hz / 45 – 55 Hz, 60 Hz / 55 – 65 Hz	
Harmonic (THD)	< 3 % (at rated power)	
Power factor at rated power / Adjustable power factor	> 0.99 / 0.8 leading – 0.8 lagging	
Feed-in phases / Connection phases	1 / 1	
Efficiency		
Max. efficiency	97.9 %	
European efficiency	97.0 %	97.3 %
Protection		
Grid monitoring	Yes	
DC reverse polarity protection	Yes	
AC short-circuit protection	Yes	
Leakage current protection	Yes	
Surge Protection	DC type II / AC type II	
DC switch	Yes	
PV string current monitoring	Yes	
Arc fault circuit interrupter (AFCI)	Yes	
PID recovery function	Yes	
General Data		
Dimensions (W*H*D)	410* 270* 150 mm	
Weight	10 kg	
Mounting method	Wall-mounting bracket	
Topology	Transformerless	
Degree of protection	IP65	
Operating ambient temperature range	-25 to 60 °C	
Allowable relative humidity range (non-condensing)	0 – 100 %	
Cooling method	Natural cooling	
Max. operating altitude	4000 m	
Display	LED digital display & LED indicator	
Communication	Ethernet/WLAN/RS485/DI (Ripple control & DRM)	
DC connection type	MC4 (Max. 6 mm ²)	
AC connection type	Plug and play connector (Max. 6 mm ²)*	
Grid compliance	IEC / EN62109-1/2, IEC / EN62116, IEC / EN61727, IEC / EN61000-6-2/3, EN50549-1, AS4777.2:2020, ABNT NBR 16149, ABNT NBR 16150, UNE 217002:2020, NTS V2 TypeA, CEI 0-21:2020, VDE0126-1-1/A1(VFR-2019), UTE C15-712, C10/11, G98/G99	
Grid Support	Active & reactive power control and power ramp rate control	
Country of manufacture	China	

* Country code needs to be set before grid connection



SG5.0/SG8.0/10RS-ADA

Multi-MPPT String Inverter for 600 Vdc System

NEW



HIGH YIELD

- Compatible with high power PV modules and bifacial modules
- Lower startup & wider MPPT voltage range
- Built-in smart PID recovery function

SAFE AND RELIABLE

- Integrated arc fault circuit interrupter
- Built-in Type II DC&AC SPD
- Corrosion protection rating at C5

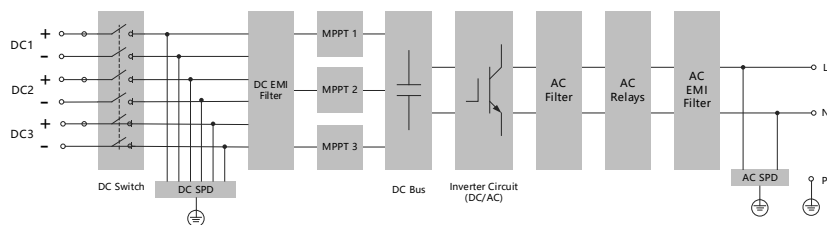
USER FRIENDLY SETUP

- Plug and play installation *
- One-click access to iSolarCloud monitoring platform
- Light and compact with optimized heat dissipation design

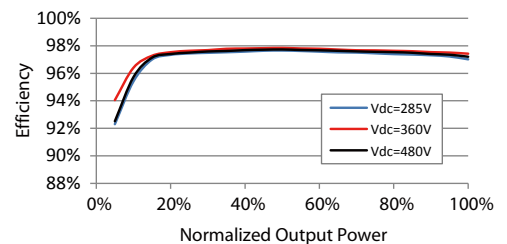
SMART MANAGEMENT

- Real time data (10 seconds refresh sample)
- 24/7 live monitoring both online and with integrated display
- Online IV curve scan and diagnosis

CIRCUIT DIAGRAM



EFFICIENCY CURVE (SG10RS-ADA)



Type designation	SG5.0RS-ADA	SG8.0RS-ADA	SG10RS-ADA
Input (DC)			
Recommended max. PV input power	7.5 kWp	12 kWp	15 kWp
Max. PV input voltage		600 V	
Min. PV input voltage / Startup input voltage		40 V / 50 V	
Rated PV input voltage		360 V	
MPP voltage range		40 – 560 V	
No. of independent MPP inputs		3	
No. of PV strings per MPPT		1	
Max. PV input current		48 A (16 A / 16 A / 16 A)	
Max. DC short-circuit current		60 A (20 A / 20 A / 20 A)	
Max. current for DC connector		30 A	
Output (AC)			
Rated AC output power	4999 W	8000 W	10000 W
Max. AC output apparent power	4999 VA	8000 VA	10000 VA
Rated AC output apparent power	4999 VA	8000 VA	10000 VA
Max. AC output current	22.7 A	36.4 A	43.5 A
Rated AC output current (at 230V)	21.7 A	34.8 A	45.5 A
Rated AC voltage		220 / 230 / 240V	
AC voltage range		154 – 276 V	
Rated grid frequency		50 Hz / 60 Hz	
Grid frequency range		45 – 55 Hz / 55 – 65 Hz	
Harmonic (THD)		< 3 % (at rated power)	
Power factor at Rated power / Adjustable power factor		> 0.99 / 0.8 leading - 0.8 lagging	
Feed-in phases / Connection phases		1 / 1	
Efficiency			
Max. efficiency / European efficiency	97.8 % / 96.9 %	97.8 % / 97.3 %	97.8 % / 97.4 %
Protection			
Grid monitoring		Yes	
DC reverse polarity protection		Yes	
AC short-circuit protection		Yes	
Leakage current protection		Yes	
Surge Protection		DC type II / AC type II	
Ground fault monitoring		Yes	
DC switch		Yes	
PV string current monitoring		Yes	
Arc fault circuit interrupter (AFCI)		Yes	
PID recovery function		Yes	
DC terminal protective cover		Yes	
General Data			
Dimensions (W*H*D)		490* 340 * 170 mm	
Weight		19 kg	
Mounting method		Wall-mounting bracket	
Topology		Transformerless	
Degree of protection		IP65	
Corrosion		C5	
Operating ambient temperature range		-25 to 60 °C	
Allowable relative humidity range (non-condensing)		0 – 100 %	
Cooling method		Natural cooling	
Max. operating altitude		4000 m	
Display		LED digital display & LED indicator	
Communication		Ethernet / WLAN / RS485 / DI (Ripple control & DRM)	
DC connection type		MC4 (Max. 6 mm ²)	
AC connection type		Plug and play connector (Max. 16 mm ²) *	
Grid compliance		IEC / EN62109-1/2, IEC / EN62116, IEC / EN61727, IEC / EN61000-6-2/3, AS/NZS 4777.2:2020	
Grid Support		Active & reactive power control and power ramp rate control	
Country of manufacture		China	

* Country code needs to be set before grid connection



SG5.0/7.0/8.0/10RT

Multi-MPPT String Inverter for 1000 Vdc System



HIGH YIELD

- Lower startup & wider MPPT voltage
- Compatible with bifacial modules
- Built-in PID recovery function



SMART MANAGEMENT

- Smart IV curve scanning
- 24 / 7 Live monitoring
- Remote firmware updates



SAFE AND DURABLE

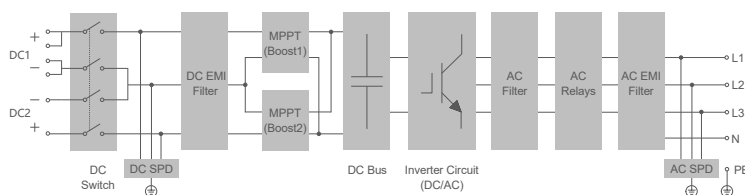
- Quick arc fault circuit interrupter
- Build-in Type II DC & AC SPD
- High anti-corrosion rating C5



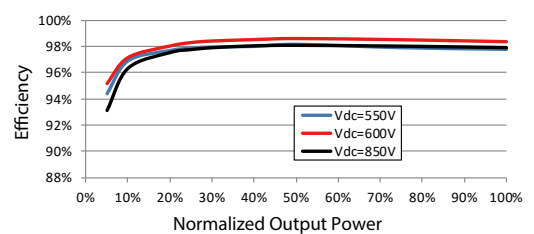
EASY AND USER FRIENDLY

- 18 kg compact design
- Unique push-in connectors
- Fast and easy commissioning via App

CIRCUIT DIAGRAM(SG10RT)



EFFICIENCY CURVE



Type designation	SG5.0RT	SG7.0RT	SG8.0RT	SG10RT
Input (DC)				
Recommended max. PV input power	7.5 kWp	10.5 kWp	12 kWp	15 kWp
Max. PV input voltage	1100 V *			
Min. PV input voltage / Start-up input voltage	180V / 180V			
Rated PV input voltage	600 V			
MPP voltage range	160 V – 1000 V			
No. of independent MPP inputs	2			
No. of PV strings per MPPT	1 / 1	2 / 1	2 / 1	2 / 1
Max. PV input current	25 A (12.5 A / 12.5 A)	37.5 A (25 A / 12.5 A)		
Max. DC short-circuit current	36 A (18 A / 18 A)	54 A (36 A / 18 A)		
Max. current for input connector	30 A			
Output (AC)				
Rated AC output power	5000 W	6999 W	8000 W	10000 W
Max. AC output apparent power	5500 VA	6999 VA	8000 VA	10000 VA
Rated AC output apparent power	5500 VA	6999 VA	8000 VA	10000 VA
Max. AC output current	7.6 A	10.6 A	12.2 A	15.2 A
Rated AC output current(at 230V)	7.2 A	10.1 A	11.6 A	14.5 A
Rated AC voltage	3 / N / PE, 230 / 400 V			
AC voltage range	180V – 276 V / 311 V – 478 V			
Rated grid frequency	50 Hz / 60 Hz			
Grid frequency range	45 – 55 Hz / 55 – 65 Hz			
Harmonic (THD)	< 3 % (at rated power)			
Power factor at Rated power / Adjustable power factor	>0.99 / 0.8 leading – 0.8 lagging			
Feed-in phases / Connection phases	3 / 3-N-PE			
Efficiency				
Max. efficiency / European efficiency	98.4 % / 97.4 %	98.4 % / 97.7 %	98.5 % / 97.8 %	98.5 % / 97.9 %
Protection&Function				
Grid monitoring	Yes			
DC reverse connection protection	Yes			
AC short-circuit protection	Yes			
Leakage current protection	Yes			
Surge Protection	DC Type II / AC Type II			
Ground fault monitoring	Yes			
DC switch	Yes			
PV String current monitoring	Yes			
Arc fault circuit interrupter (AFCI)	Yes			
PID recovery function	Yes			
DC terminal protective cover	Yes			
General Data				
Dimensions (W*H*D)	370*480*195 mm			
Weight	18 kg			
Mounting method	Wall-mounting bracket			
Topology	Transformerless			
Degree of protection	IP65			
Corrosion	C5			
Operating ambient temperature range	-25 °C to 60 °C			
Allowable relative humidity range (non-condensing)	0% – 100%			
Cooling method	Natural cooling			
Max. operating altitude	4000 m			
Display	LED			
Communication	WLAN / Ethernet / RS485 / DI / DO			
DC connection type	MC4 (Max. 6 mm ²)			
AC connection type	Plug and play			
Grid Compliance	IEC / EN 61000-6-1/2/3/4, IEC 61000-3-2/3/11/12, IEC / EN62109-1/2, IEC 61727, IEC 62116, IEC 61683, IEC 60068-2-1/2/14/30/64/27, IEC TS 62910, EN50530, AS/NZS 4777.2:2020, VDE-AR-N-4105, DIN VDE0126-1-1/A1, EN50549-1, DEWA, VFR 2019, UTE C15-712-1, PSE NC RfG, NTS 2.0, UNE 206006/7			
Grid Support	China			

* The inverter enters the standby state when the input voltage ranges between 1,000V and 1,100V. If the maximum DC voltage in the system can exceed 1000V, the MC4 connectors included in the scope of delivery must not be used. In this case MC4 Evo2 connectors must be used.



SG15/20RT

Multi-MPPT String Inverter for 1000 Vdc System



HIGH YIELD

- Lower startup & wider MPPT voltage
- Compatible with bifacial modules
- Built-in PID recovery function

SMART MANAGEMENT

- Smart IV curve scanning
- 24 / 7 Live Monitoring
- Over-the-air firmware updates

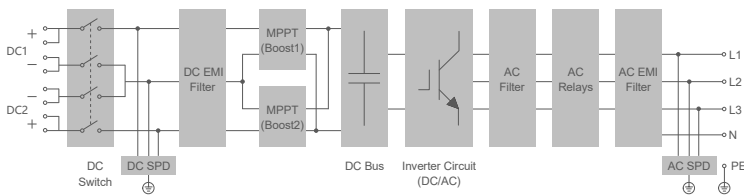
SAFE AND DURABLE

- Quick arc fault circuit interrupter
- Build-in Type II DC & AC SPD
- High anti-corrosion rating C5

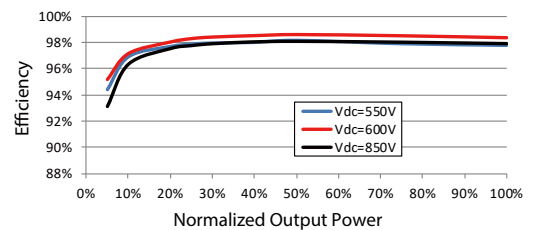
EASY AND USER FRIENDLY

- 21 kg compact design
- Unique push-in connectors
- Fast and easy commissioning via App

CIRCUIT DIAGRAM



EFFICIENCY CURVE



Type designation	SG15RT	SG20RT
Input (DC)		
Recommended max. PV input power	22.5 kWp	30 kWp
Max. PV input voltage	1100 V *	
Min. PV input voltage / Start-up input voltage	180V / 180V	
Rated PV input voltage	600 V	
MPP voltage range	160 V – 1000 V	
No. of independent MPP inputs	2	
No. of PV strings per MPPT	2 / 2	
Max. PV input current	50 A (25 A / 25 A)	
Max. DC short-circuit current	72 A (36 A / 36 A)	
Max. current for input connector	30 A	
Output (AC)		
Rated AC output power	15000 W	20000 W
Max. AC output apparent power	15000 VA	20000 VA
Rated AC output apparent power	15000 VA	20000 VA
Max. AC output current	22.7 A	30.3 A
Rated AC output current(at 230V)	21.7 A	29 A
Rated AC voltage	3 / N / PE, 230 / 400 V	
AC voltage range	180 V – 276 V / 311 V – 478 V	
Rated grid frequency	50 Hz / 60 Hz	
Grid frequency range	45 – 55 Hz / 55 – 65 Hz	
Harmonic (THD)	< 3 % (at rated power)	
Power factor at Rated power / Adjustable power factor	>0.99 / 0.8 leading – 0.8 lagging	
Feed-in phases / Connection phases	3 / 3-N-PE	
Efficiency		
Max. efficiency / European efficiency	98.5 % / 98.1 %	
Protection&Function		
Grid monitoring	Yes	
DC reverse connection protection	Yes	
AC short-circuit protection	Yes	
Leakage current protection	Yes	
Surge Protection	DC Type II / AC Type II	
Ground fault monitoring	Yes	
DC switch	Yes	
PV String current monitoring	Yes	
Arc fault circuit interrupter (AFCI)	Yes	
PID recovery function	Yes	
DC terminal protective cover	Yes	
General Data		
Dimensions (W*H*D)	370*480*195 mm	
Weight	21 kg	
Mounting method	Wall-mounting bracket	
Topology	Transformerless	
Degree of protection	IP65	
Corrosion	C5	
Operating ambient temperature range	-25 °C to 60 °C	
Allowable relative humidity range (non-condensing)	0% – 100%	
Cooling method	Smart forced air cooling	
Max. operating altitude	4000 m	
Display	LED	
Communication	WLAN / Ethernet / RS485 / DI / DO	
DC connection type	MC4 (Max. 6 mm ²)	
AC connection type	Plug and play	
Compliance	IEC / EN 61000-6-1/2/3/4, IEC 61000-3-2/3/11/12, IEC / EN62109-1/2, IEC 61727, IEC 62116, IEC 61683, IEC 60068-2-1/2/14/30/64/27, IEC TS 62910, EN50530, AS/NZS 4777.2:2020, VDE-AR-N-4105, DIN VDE0126-1-1/A1, EN50549-1, DEWA, VFR 2019, UTE C15-712-1, PSE NC RfG, NTS 2.0, UNE 206006/7	
Country of manufacture	China	

* The inverter enters the standby state when the input voltage ranges between 1,000V and 1,100V. If the maximum DC voltage in the system can exceed 1000V, the MC4 connectors included in the scope of delivery must not be used. In this case MC4 Evo2 connectors must be used.



SH5K-30

Residential Hybrid Single Phase Inverter

AU



FLEXIBLE APPLICATION

- Suitable for new install and retrofit
- Supports parallel connection with full communication between inverters
- Energy trading ready with 3rd-party EMS to maximise ROI



SAFE AND RELIABLE

- Seamless transition to backup mode to protect against power outages
- Finish maintained for long term with high anti-corrosion enclosure
- Build-in Certified PV Isolator



SMART MANAGEMENT

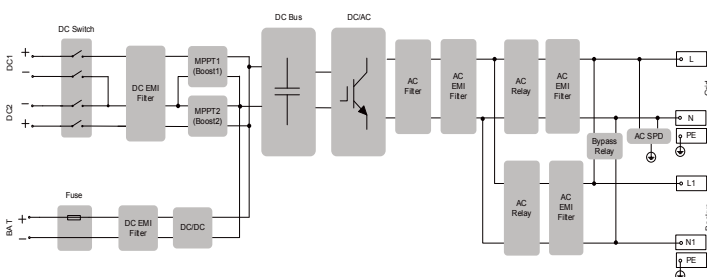
- Optimised energy management and battery usage strategies
- Feature-rich online monitoring to enhance energy management for end user, installer and retailer
- Remote firmware update and customisable settings



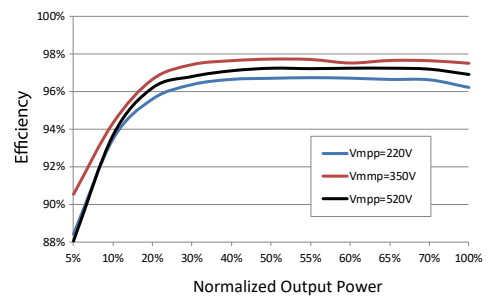
EASY INSTALLATION

- Cleaner and simpler install with EPS built-in to inverter
- Mounting plate with built-in level
- Fast and easy commissioning via front panel LCD or App

CIRCUIT DIAGRAM



EFFICIENCY CURVE



Type designation	SH5K-30
DC Input Data	
Recommended max. PV input power	6700 W
Max. PV input voltage	600 V
Startup voltage	125 V
Rated input voltage	350 V
MPP voltage range	125 V – 560 V
MPP voltage range for rated power	240 V – 520 V
No. of MPPTs	2
Max. number of PV strings per MPPT	1 / 1
Max. PV input current	22 A (11 A / 11 A)
Max. current for input connector	15A
Short-circuit current of PV input	30 A (15 A / 15 A)
AC Input and Output Data	
Rated AC output power	5000 W ^{*1}
Rated AC output current	22.7 A ^{*2}
Max. AC output apparent power	5000 VA
Rated AC output apparent power	5000VA
Max. AC output current	22.7 A ^{*2}
Max. AC input power	8000 W
Max. AC input current	36.4 A ^{*3}
Rated AC voltage	220 Vac / 230 Vac / 240 Vac
AC voltage range	176 Vac – 276 Vac
Rated grid frequency	50Hz
Grid frequency range	45 – 55Hz (this may vary with grid standards)
THD (Total Harmonic Distortion)	<3 % (of rated power)
DC current injection	<0.5 % (of rated current)
Power factor	> 0.99 / 0.8 leading – 0.8 lagging
Protection	
Anti-islanding protection	Yes
AC short circuit protection	Yes
Leakage current protection	Yes
DC switch (solar)	Yes
DC fuse (battery)	Yes
Overvoltage Category	III [MAIN], II [PV] [BATTERY]
Battery Data	
Battery type	Li-ion battery / Lead-acid battery
Battery voltage	48 V (32 V–70 V)
Max. charge / discharge current	65 A / 65 A
System Data	
Max. efficiency	97.7 %
European efficiency	97.1 %
Max. charge / discharge efficiency	94.0 %
Isolation method (solar)	Transformerless
Isolation method (battery)	HF
Ingress protection rating	IP65
Operating ambient temperature range	-25 °C to 60 °C (>45 °C derating)
Relative humidity range	0 % – 100 %
Cooling method	Natural convection
Max. operating altitude	2000 m
Display	Graphic LCD
Communication	2 × RS485, WiFi , CAN, Ethernet
Power management	1 × Digital Output
Earth alarm	email, buzzer inside
PV connection type	MC4
AC connection type	Clamping yoke connector
Certification	AS/NZS 4777.2:2020, IEC 62109-1, IEC62109-2, IEC62477-1, IEC 62040-1, EN 61000-6-1/-3, ABNT NBR 16149: 2013, ABNT NBR 16150: 2013
Country of manufacture	China
Mechanical Data	
Dimensions (W*H*D)	457 * 515 * 170 mm
Mounting method	Wall-mounting bracket
Weight	22 kg
Backup Data	
Rated voltage	220 Vac / 230 Vac / 240 Vac (±2 %)
Total harmonic factor output voltage	2% (full resistive load)
Frequency range	50 Hz (± 0.2 %)
Switch time to emergency mode	<20 ms
Power factor	0.8 overexcited/leading to 0.8 underexcited/lagging
Backup Rated AC output power	3000 W / 3000 VA
Max. output power	5000W / 5000 VA
Max. output power (battery)	3000 W / 3000 VA
Peak output power, Duration	6000 VA, 10S

*1: AS4777 : 4990 W, 4990 VA

*2: AS4777 : 21.7 A

*3: AS4777 : 34.8 A



SH5.0/6.0RS

Residential Hybrid Single Phase Inverter

NEW



FLEXIBLE APPLICATION

- 80~460 V wide battery voltage range
- Ideal for both retrofitting and new installations
- Built-in smart PID recovery function

ENERGY INDEPENDENCE

- Seamless transition to backup mode, for protection against power outages
- Fast Charging or discharging, enabling higher self-consumption results
- Built-in EMS with advanced customization

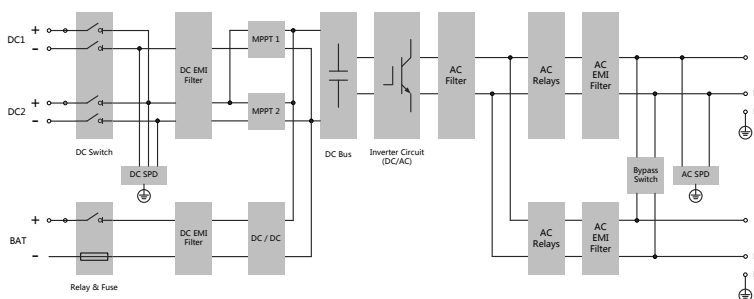
USER FRIENDLY SETUP

- Plug and play installation *
- iSolarCloud monitoring available on App and Web
- Lightweight and compact, optimized for heat-dissipation

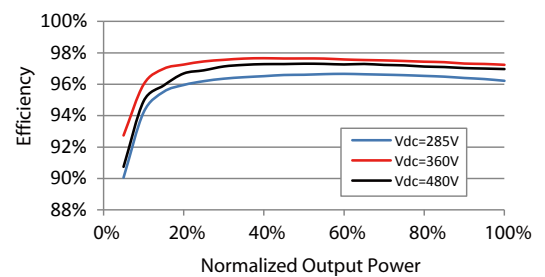
SMART MANAGEMENT

- Real time data (10 seconds refresh sample)
- 24 / 7 live monitoring both online and with integrated display
- Online IV curve scan and diagnosis

CIRCUIT DIAGRAM



EFFICIENCY CURVE (SH6.0RS)



Type designation	SH5.0RS	SH6.0RS
Input (DC)		
Recommended max. PV input power	12000 Wp	13000 Wp
Max. PV input voltage		600 V
Min. operating PV voltage / Start-up input voltage		40 V / 50 V
Rated PV input voltage		360 V
MPP voltage range		40V – 560 V
No. of independent MPP inputs		2
No. of PV strings per MPPT		1 / 1
Max. PV input current		32 A (16 A / 16 A)
Max. DC short-circuit current		40 A (20 A / 20 A)
Max. current for input connector		20A
Battery Data		
Battery type		Li-ion battery
Battery voltage		80V – 460 V
Max charge / discharge current		30 A / 30 A
Max charge / discharge power		6600 W
Input / Output (AC)		
Max. AC power from grid	12000 VA	13000 VA
Rated AC output power	4999 W	6000 W
Max. AC output apparent power	4999 VA	6000 VA
Rated AC output apparent power	4999 VA	6000 VA
Rated AC output current (at 230V)	21.7 A	26.1 A
Max. AC output current	22.7 A	27.3 A
Rated AC voltage		230 V
AC voltage range		154 V – 276 V
Rated grid frequency		50 Hz / 60 Hz
Grid frequency range		45 – 55 Hz / 55 – 65 Hz
Harmonic (THD)		<3 % (of rated power)
Power factor at rated power / Adjustable power factor		>0.99 at default value at rated power
Feed-in phases / connection phases		1 / 1
Backup Data (on-grid mode)		
Rated output power for backup load		6000 W
Rated output current for backup load		27.3 A
Backup Data (off-grid mode)		
Rated voltage		230V (±2 %)
Rated grid frequency		50 Hz / 60 Hz (±0.2 %)
Output voltage harmonic (THD)		< 2 %
Switch time to emergency mode		< 10 ms
Rated output power	5000 W / 5000 VA	6000 W / 6000 VA
Peak output power		8400 VA, 10 s
Efficiency		
Max. efficiency / European efficiency		97.7 % / 97.3 %
Protection & Function		
Grid monitoring		Yes
DC reverse polarity protection		Yes
AC short circuit protection		Yes
Leakage current protection		Yes
DC switch(solar)		Yes
DC fuse(battery)		Yes
Surge Protection		DC Type II / AC Type II
PID recovery function		Yes
Parallel operation on grid port / Max. No of inverters		Master-slave mode / 3
Battery input reverse polarity protection		Yes
General Data		
Topology (Solar / Battery)		Transformerless / Transformerless
Degree of protection		IP65
Dimensions (W * H * D)		490 * 340 * 170 mm
Weight		18.5 kg
Mounting method		Wall-mounting bracket
Operating ambient temperature range		-25 °C to 60 °C
Allowable relative humidity range(Non-condensing)		0 % – 100 %
Cooling method		Natural convection
Max. operating altitude		4000 m
Noise (typical)		< 45dB(A)
Display		LED digital display & LED indicator
Communication		RS485 / Ethernet / WLAN / CAN
DI / DO		DI * 4 / DO * 1 / DRM
DC connection type		MC4 (PV) / Sunclix (Battery)
AC connection type		Plug and Play **
Grid compliance	IEC/EN 62109-1, IEC/EN 62109-2, IEC/EN 61000-3-11, IEC/EN 61000-3-12, EN 62477-1, AS/NZS 4777.2:2020, EN 50549-1, CEI 0-21, G98 / G99	
Country of manufacture	China	

* Country code needs to be set before grid connection ** AC Connector brand is Phoenix Contact and compatible brand



SH5.0/10RT

Residential Hybrid Three phase Inverter



FLEXIBLE APPLICATION

- 150–600V wide battery voltage range
- Supports parallel connection with master-slave controlling
- Provides 100% power to unbalance loads in backup mode



ENERGY INDEPENDENCE

- Seamless transition to backup mode for protection against power outages
- Fast charging / discharging to meet the demand of higher consumption



SMART MANAGEMENT

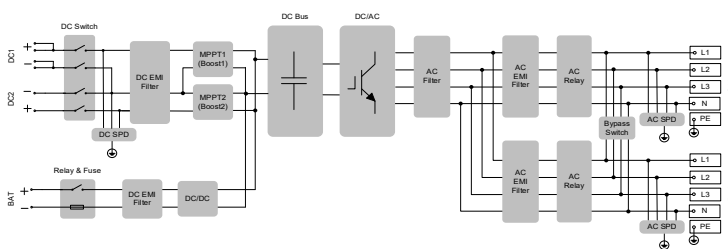
- High self-consumption with optimised built-in EMS
- Free online monitoring to enhance energy management for end user, installer and retailer
- Remote firmware update and customisable settings



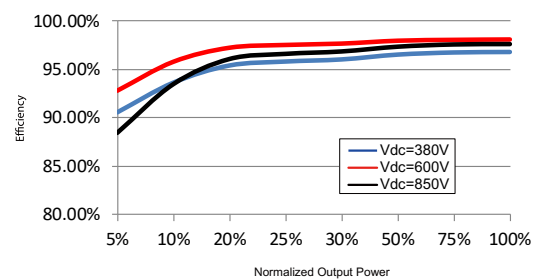
EASY INSTALLATION

- Unique push-in connectors for time-saving installation
- Touch free commissioning with smartphone
- Lightweight and compact

CIRCUIT DIAGRAM



EFFICIENCY CURVE (SH5.0RT)



Type designation	SH5.0RT	SH10RT
Input (DC)		
Recommended max. PV input power	7500 W	15000 W
Max. PV input voltage		1000 V
Min. PV input voltage / Startup input voltage	150 V / 180 V	200 V / 250 V
Rated PV input voltage		600 V
MPP voltage range	150 V – 950 V	200 V – 950 V
MPP voltage range for rated power	210 V – 850 V	280 V – 850 V
No. of independent MPP inputs		2
No. of PV strings per MPPT	1 / 1	1 / 2
Max. PV input current	25 A (12.5 A / 12.5 A)	37.5 A (12.5 A / 25 A)
Max. DC short-circuit current	36 A (18 A / 18 A)	54 A (18 A / 36 A)
Max. current for input connector		30 A
Battery Data		
Battery type		Li-ion battery
Battery voltage		150V – 600V
Max charge / discharge current		30A * / 30A *
Max charge / discharge power	7500 W / 6000 W	10600 W / 10600 W
Input and Output (AC)		
Max. AC input power	11600 W	14000 W
Max. AC power from grid	12500 VA	20600 VA
Rated AC output power	5000 W	10000 W
Max. AC output apparent power	5000 VA	10000 VA
Rated AC output apparent power	5000 VA	10000 VA
Rated AC output current	7.3 A	14.5 A
Max. AC output current	7.6 A	15.2 A
Rated AC voltage		3 / N / PE, 220 / 380 V; 230 / 400 V; 240 / 415 V
AC voltage range		270 – 480 V
Rated grid frequency		50 Hz
Grid frequency range		45 – 55 Hz
Harmonic (THD)		< 3 % (of rated power)
Power factor at Rated power / Adjustable power factor		>0.99 / 0.8 leading to 0.8 lagging
Feed-in phases/connection phases		3 / 3-N-PE
Backup Data		
Rated voltage		3 / N / PE, 220 Vac / 230 Vac / 240 Vac
Total harmonic factor output voltage (Linear load)		2 %
Switch time to emergency mode		<20 ms
Rated output power	5000 W / 5000 VA	10000 W / 10000 VA
Peak output power **	6000 W / 6000 VA, 5 min 10000 W / 10000 VA, 10 s	12000 W / 12000 VA, 5 min
Rated output current for backup load during on grid mode		3 * 18.5 A
Efficiency		
Max. efficiency / European efficiency	98.0 % / 97.2 %	98.4 % / 97.9 %
PV to Bat to Grid efficiency		> 94 %
Protection & Function		
Grid monitoring		Yes
DC reverse polarity protection		Yes
AC short-circuit protection		Yes
Leakage current protection		Yes
DC switch (solar)		Yes
DC fuse (battery)		Yes
Surge Protection		DC Type II / AC Type II
PID recovery function		Yes
Parallel operation on grid port / Max. No. of inverters	Master-slave mode / 5	(need same inverters type)
Battery input reverse polarity protection		Yes
General Data		
Topology (solar / battery)		Transformerless / Transformerless
Degree of protection		IP65
Dimensions (W*H*D)		460*540*170 mm
Weight		27 kg
Mounting method		Wall-mounting bracket
Operating ambient temperature range		-25 °C to 60 °C
Allowable relative humidity range(Non-condensing)		0% – 100%
Cooling method		Natural convection
Max. operating altitude		4000 m
Noise (Typical)		30 dB(A)
Display		LED
Communication		RS485, WLAN, Ethernet, CAN, 4*DI, 1*DO
DC connection type		MC4 (PV) / Sunclix (Battery)
AC connection type		Plug and play connector
Compliance		IEC / EN 62109, IEC / EN 61000-6, EN 62477-1, IEC 61727, IEC 62116, IEC 61683, VDE-AR-N-4105, AS/NZS 4777.2:2020, EN50549-1, NRS 097-2-1, TOR Generator Type A
Country of manufacture		China

* Depending on the connected battery

** Can be reached only if PV and battery power is sufficient.



SBR096/128/160/192/ 224/256

High Voltage LFP Battery



HIGH-PERFORMANCE

- Up to 30A continuous charging and discharging current with high efficiency
- Up to 100% usable energy



SAFETY

- Lithium iron phosphate Battery
- Multi-stages protection design and extensive safety certification



FLEXIBILITY







- Extendable during lifetime
- Support 3-8 modules per unit, max. 4 units in parallel, 9-100 kWh capacity range



EASY INSTALLATION

- Compact and light, single person installation
- Plug and play, no cables needed between battery modules




Type designation	SBR096	SBR128	SBR160	SBR192	SBR224	SBR256
Technical properties	 3 modules	 4 modules	 5 modules	 6 modules	 7 modules	 8 modules
System Data						
Battery Type	LiFePO4 Prismatic Cell					
Battery Module	3.2 kWh, 33 kg					
Nominal Capacity	9.6 kWh	12.8 kWh	16 kWh	19.2 kWh	22.4 kWh	25.6 kWh
Energy (usable) ¹	9.6 kWh	12.8 kWh	16 kWh	19.2 kWh	22.4 kWh	25.6 kWh
Nominal voltage	192 V	256 V	320 V	384 V	448 V	512 V
Operating voltage	150 – 219 V	200 – 292 V	250 – 365 V	300 – 438 V	350 – 511 V	400 – 584 V
Rated DC power	5.76 kW	7.68 kW	9.6 kW	11.52 kW	13.44 kW	15.36 kW
Max. charge / discharge power	6.57 kW	8.76 kW	10.95 kW	13.14 kW	15.33 kW	17.52 kW
Max. charging / discharging current: continuous	30 A					
Max. charging / discharging current:	42 A					
Depth of Discharge	Max.100 % DOD (settable)					
Short circuit current	3500 A					
Display	SOC indicator, status indicator					
Communication interface	CAN					
Protection						
Over / under voltage protection	Yes					
Over current protection	Yes					
Over / under temperature protection	Yes					
DC breaker	Yes					
General Data						
Dimensions (W*H*D)	625*545*330 mm	625*675*330 mm	625*805*330 mm	625*935*330 mm	625*1065*330 mm	625*1195*330 mm
Weight	114 kg	147 kg	180 kg	213 kg	246 kg	279 kg
Installation Location	Indoor / Outdoor					
Mounting method	Floor stand					
Operating ambient temperature range	Charge: 0 to 50 °C Discharge: -30 to 50 °C					
Degree of protection	IP55					
Allowable relative humidity range	0 % to 95 % no condensing					
Max. operating altitude	Max. 2000 m					
Cooling method	Natural convection					
Certificates	CE, CEC, IEC 62619, IEC 62040, UN38.3, VDE 2510-50					
Warranty ²	10 Years					

1: Test conditions: 25 °C, 100 % depth of discharge (DOD), 0.2C charge&discharge

2: Refer to battery warranty letter for conditional application

S100

Single-phase Smart Energy Meter



Type designation	S100
Electrical Parameter	
Nominal voltage	240 Vac
Input voltage range	180 Vac – 286 Vac
Power consumption	<2W (10 VA)
Max. operating current	100 A
Grid frequency	50 Hz
Measurement accuracy	Class 1
Interface and communication	RS485
Environmental Condition	
Ingress protection rating	IP20
Operating ambient temperature	-25 to 75 °C
Relative humidity	0 – 95 %
Mechanical Data	
Dimensions (W * H * D)	18 * 117 * 65 mm
Weight	0.2 kg
Installation	35 mm DIN-rail



DTSU666-20

Three-phase Smart Energy Meter



Type designation	DTSU666-20
Electrical Parameter	
Nominal voltage	230 Vac / 400 Vac
Input voltage range	57.7 / 100 Vac – 265 / 460 Vac
Power consumption	< 1.5W (6 VA)
Max. operating current (Compatible with CT Type)	100A / 333 mV (default) 250 A / 333 mV 1000 A / 333 mV 3000 A / 333 mV
Grid frequency	50 / 60 Hz
Measurement accuracy	Class 1
Interface and communication	RS485
Environmental Condition	
Ingress protection rating	IP20
Operating ambient temperature	-25 °C to +70 °C
Relative humidity	75 %
Mechanical Data	
Dimensions (W * H * D)	72 * 65.5* 118 mm
Weight	0.4 kg
Installation	35 mm DIN-rail

WiNet-S

LAN Communication Module



SMART AND FLEXIBLE

- WLAN or Ethernet, flexible compatibility of plant networking, one-click access to iSolarCloud
- Automatic network configuration with DHCP, transmission without configuration
- Free WLAN configuration, easy and time saving



SIMPLE AND EFFICIENT

- Plug and play, quick installation
- Data interval in seconds, quick glance for what you want
- Support of Smart IV Curve Diagnosis[1]
- Support of local and remote parameter setting and firmware updates



SAFE AND RELIABLE

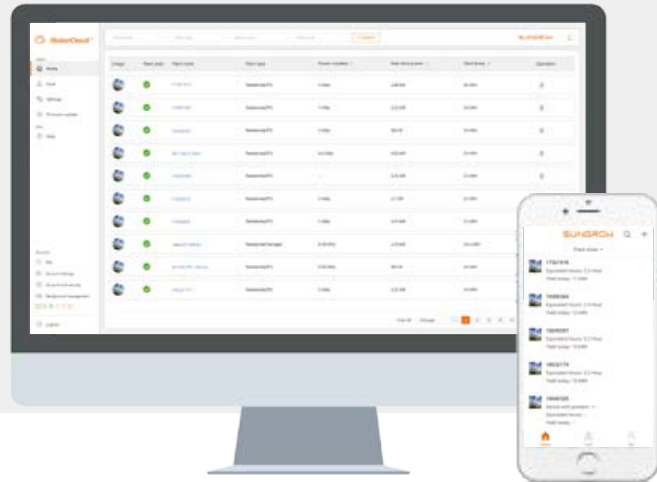
- Password and encrypted transmission for data protection
- IP66, wide temperature range

Type designation	WiNet-S
Communication	
Max. number of devices	1
LED display	LED * 3
Communication Mode	
Internet communication	Channel * 1, 10/100Mbps self-adaption, Communication distance ≤100m
WLAN communication	802.11 b/g IEEE802.11n HT20@2.4GHz IEEE802.11n HT40@2.4GHz 2.4 GHz
Power Supply	
DC input	5 VDC, 2.1 A
Power consumption	≤5 W
Ambient conditions	
Operating Temperature	-30 °C to 60 °C
Relative air humidity	≤95 % (non-condensing)
Elevation	≤4000 m
Protection class	IP66
Mechanical parameters	
Dimensions (W * H * D)	48 mm * 132 mm * 36 mm
Mounting type	Plug and play



iSolarCloud

Online Monitoring Platform



FLEXIBLE AND FRIENDLY

- Centralized power plant management, low O&M cost
- Flexible data access, Web portal and App, remote or local maintenance
- Easy account management, share plants with co-workers and friends

SIMPLE AND EFFICIENT

- Scan QR to create plant or get support
- Accurate positioning of faults, quick trouble shooting, realtime push of information to reduce the time to resolve faults
- Parameter setting, firmware updates, automated data reports

SAFE AND RELIABLE

- Hierarchical access management
- Cyber security and redundant data storage over the lifecycle of plants, certified data security
- Full log for trace and audit

Type designation	iSolarCloud
Monitoring Device	
Device type	Inverter, combiner box, meteo station, energy meter, transformer and other plant devices
Monitoring Capacity	More than 100 GW (scalable)
Data Collection	
Time interval	5minutes or less
General Data	
Language	Chinese, English, German, French, Spanish, Portuguese, Italian, Dutch, Polish, Japanese, Korean, Vietnamese, Traditional Chinese
Data storage time	> 25 years
Storage capability	> 100PB
System reliability	99.99%
Minimum Web requirements	
Browser	IE 11, Chrome 65, Safari 11, Firefox 60
Resolution	1366 * 768, 1920 * 1080 recommended
Minimum Operating Environment for App	
Dimensions (W * H * D)	1920 * 1080, 2001 * 1125, 1280 * 720
Mounting type	Android 5.0, iOS 10.0





RE100 EP100

Sungrow Australia Group Pty.Ltd.

Add: Suite701, 1 Elizabeth Plaza. North Sydney NSW 2060 Australia
Tel: (toll free): 1800 SUNGROW (786 476); (Overseas): +612 9922 1522
Tel: 1800 SUNGROW (786 476) (Local Toll-free)
+61 2 9922 1522 (Overseas)

Email: service@sungrowpower.com.au

Website: www.sungrowpower.com



© 2022 Sungrow Power Supply Co., Ltd. All rights reserved.
Subject to change without notice. Version 1.2.2

